

Measuring Guide

Around the shoulder

Take the tape under the arm and back to the shoulder, vertically. Take two measurements:

- 1) with your arm up, at right angles to your body,
- 2) with arms resting at your side.

Shoulder to Shoulder

Measure from the edge of one shoulder across the back of the neck to the edge of the other shoulder.

Shoulder to Elbow

From the same point on the shoulder with the arm still bent, measure to the elbow bone.

Elbow to Wrist

Bend arm at 90 degrees and measure from elbow bone to wrist bone.

Hips

Should be measured across the centre of the hip bone, not around the bum.

Seat

Measure around the widest part of the bum.

Knee

Lift your leg to a right angle, with your foot on a chair. Measure around the leg just above the knee.

Crotch to Floor

Stand erect and measure from deep in the crotch to the floor making sure your legs are no more than shoulder width apart and you are wearing your normal jumping footwear.

Ankle

Measure around the ankle.

Calf

Measure the widest part of the lower leg.

Crotch to Knee

Measure from deep in the crotch down to the centre of the knee.

Thigh

Stand upright with even weight distribution on both feet and measure around the widest part, usually high. Take 2 or 3 measurements if necessary and use the widest one.

Waist

Measure your waist, don't pull your stomach in.

Chest

Measure with both arms by your side. Tape should be through the arm pits. Keep the back straight and don't curve the tape over the back. Girls, in addition to the above measure across the bust at the widest point.

Bicep

Measure the widest part of the upper arm.

Forearm

Measure the widest part of the lower arm.

Wrist

Around the wrist.

Front of neck to back of neck via crotch

Standing straight, measure from the hole in the throat between the collarbones, down the body, taking the tape comfortably between your legs and up your back to the bone at the base of your neck.

Height & Weight

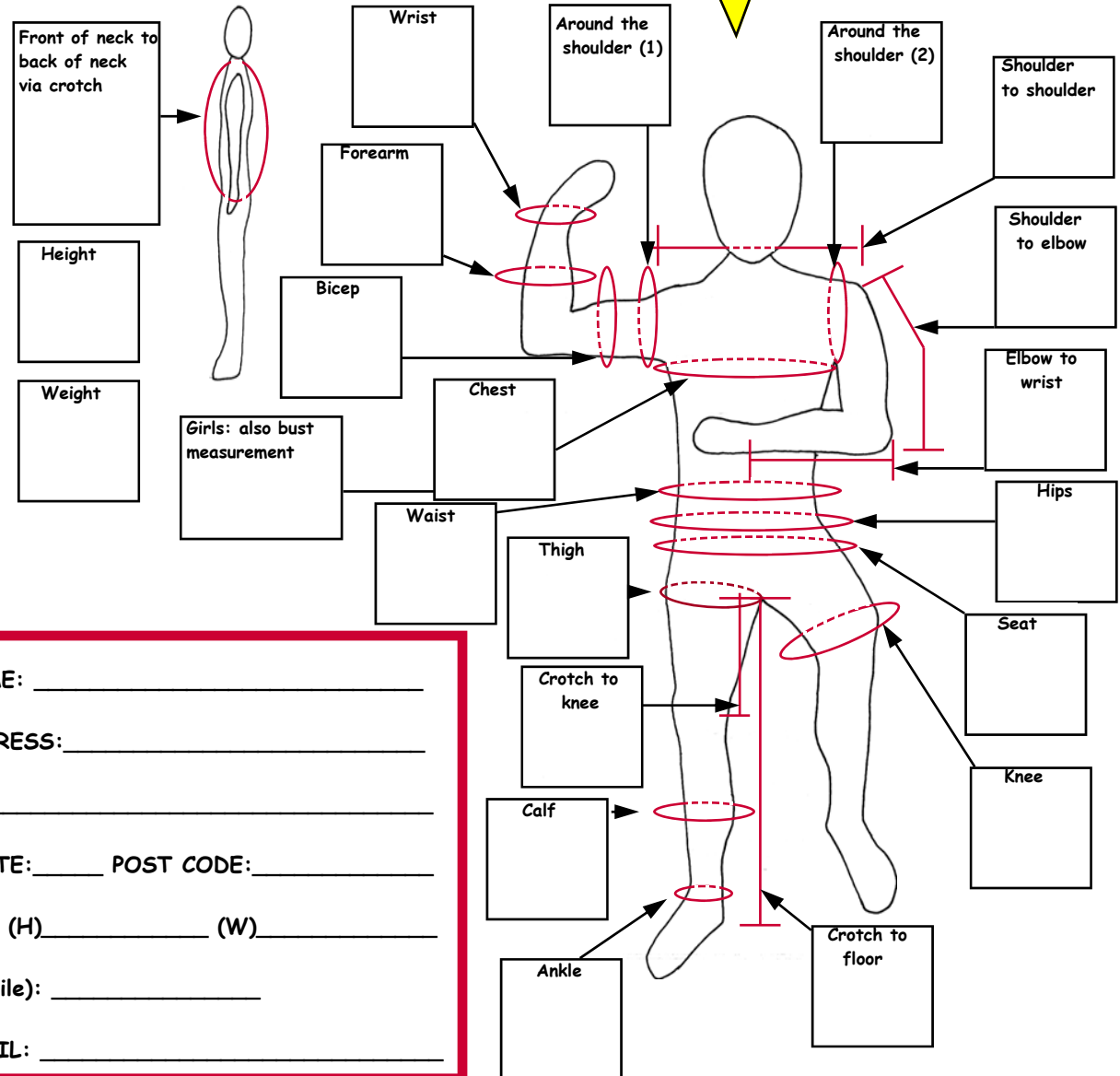
That's easy.

Have a friend measure you over the clothes you usually wear skydiving. Please keep in mind that every measurement is crucial to the satisfactory fit of the jumpsuit.

If we receive incorrect measurements, we will have to charge for modifications.



Fill in the measurements in centimetres in the boxes provided.



NAME: _____

ADDRESS: _____

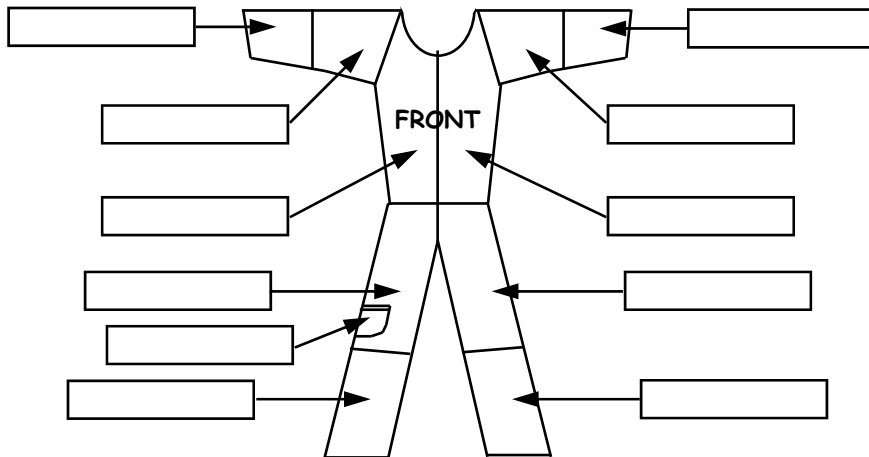
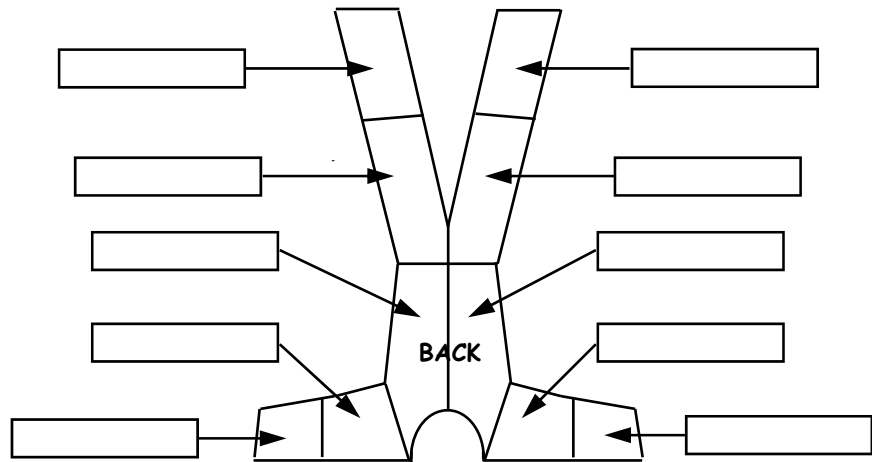
STATE: _____ POST CODE: _____

TEL: (H) _____ (W) _____

(Mobile): _____

EMAIL: _____

FREEFLY SUIT



Total amount payable* \$.....

* Add \$12 postage if applicable

Payment method

- Cheque payable to Toogoolawah Air P/L
- Cash Direct Deposit (ask for bank details)
- Master Card/ Visa (* Add 3%)

Cardholder's Name

Card No.

Expiry Date

Cardholder's signature

LIST COLOUR CHOICES IN BOXES

STOCK OPTIONS

Black, White, Teal, Navy, Royal Blue, Gold, Red, Light Green, Dark Green, Burgundy,

Special designs and colours available on request.

SPECIAL INSTRUCTIONS

.....

.....

.....

.....

.....

PRICE

\$340

Individual prices for special designs



Jumpsuit Order Form

FREEFLY SUITS

PO Box 141
Toogoolawah QLD 4313
Phone: (07) 5423 2733
Fax: (07) 5423 0015
Email: info@airsuits.com

Visit us at Ramblers Drop Zone